

# APPLICATION GUIDE

## ASPHALT PLANT

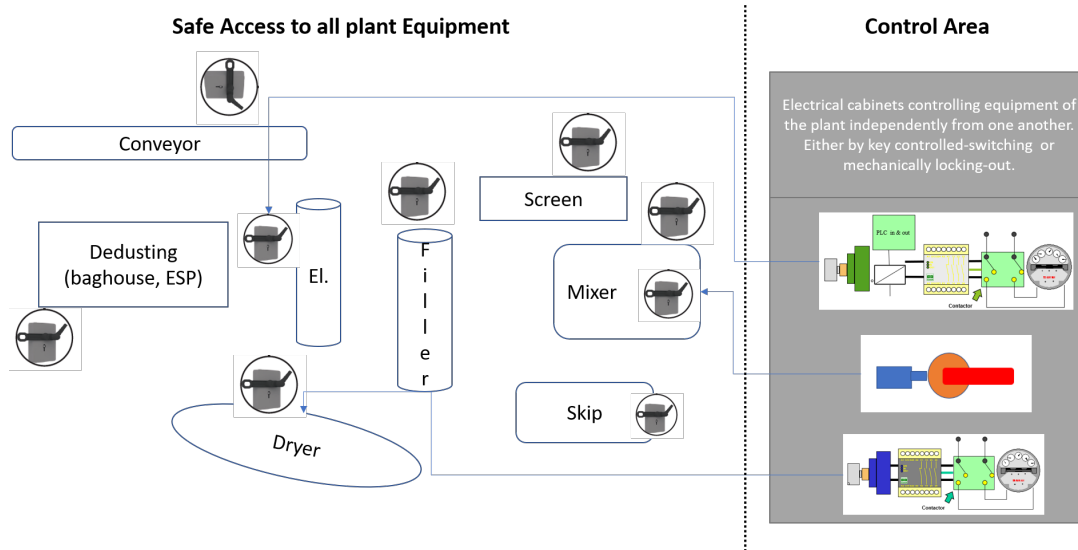


### RISK

Asphalt plant are classified at high for operators working on site. Plants are designed with numerous dangerous machineries such as mixer, conveyors, screen, elevators or trucks working together to ensure the greatest operation of the plant. Therefore, we can anticipate safety issue due to significant traffic movements, conveying of raw materials, burns from hot liquids, materials or surfaces, fire from hot liquid ignition, falls, nips & entrapment from skips, trolleys, elevating bucket or conveying motors & chain and finally imprisonment of maintenance operator in low visibility and confined spaces.

### OPERATION


It is a must to ensure that each of the equipment has its proper interlocking scheme according to the number of access points according to schematic diagram below.



### BENEFITS

Reliable and heavy-duty interlock suitable for cement, dust & humid environment with close to none maintenance requirement. This is a system to eliminate human error.

### PRODUCTS



NX\*P




RTK




TMEC



KEY



NX\*LTC



S1L85