


## RISK

Nips between mixer blades or between mixer blades and bowl, trapping hands or fingers. Nips between tilting and fixed parts of large mixers, trapping body parts leading to fractures, bruises, deep cuts or worse.

## OPERATION

1. Easy installation of a mechanical bolt lock on the main switch (first picture).
2. Key trapped, mixer is active.
3. Shut down the power switch to authorize the key to be released and lock the switch in the OFF position.
4. Keys will directly go to the door to release the door locks



Alternatively, for 5 or more access doors, the use of an exchange box is recommended to transfer keys between isolation and access.

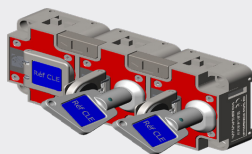
## BENEFITS

Highest level of safety achieved with a simple mechanical system suitable for harsh and corrosive environment such as cement plants, rubber mixing or outside use. We recommend our copper aluminium access locks providing auto-lubrication whenever the levels of humidity, dust or sticky materials are very high.


## PRODUCTS



NX11P15AANS0000



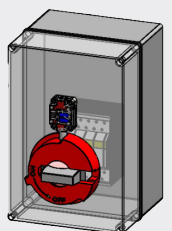
NX30ECHAENS0000



S1L85NS000



ECO Key



IVC